


# Business Bulletin

## Housing, Homelessness and Fair Work Committee

10.00am, Tuesday, 8 August 2023

# Housing, Homelessness and Fair Work Committee

Convener:	Members:	Contact:
<p>Convener: Councillor Jane Meagher</p> 	<p>Councillor Graeme Bruce Councillor Jack Caldwell Councillor Stuart Dobbin Councillor Pauline Flannery Councillor Euan Hyslop Councillor David Key Councillor Ben Parker Councillor Tim Pogson Councillor Susan Rae Councillor Iain Whyte</p>	<p><a href="#">Jamie Macrae</a> Committee Officer Tel: 0131 553 8242</p>

## Recent News

## Background

### Local Government Benchmarking Framework (LGBF)

The Local Government Benchmarking Framework provides an annual opportunity for local authorities across Scotland to benchmark how they are performing against a range of cost and activity indicators. The whole LGBF report was considered at Policy and Sustainability Committee in [May 2023](#) with that committee referring the relevant sections of the LGBF report to the relevant executive committee. There are two themes that are relevant to the Housing, Homelessness and Fair Work Committee: Housing Service and the Economic Development themes. The four appendices provide a detailed view of these two themes for your consideration (Appendices 1 - 4).

**Contact:** [Catherine Stewart](#),  
Lead Change and Delivery  
Officer

### Accessible Housing update

Following the report on Accessible Housing at Housing, Homelessness and Fair Work Committee on [1 December 2022](#), Committee members received a more detailed briefing on 31 March 2023. This noted the competing pressures on housing stock within Edinburgh and the challenges in adapting the older and mainly flatted accommodation in the city.

Since then, the Accessible Housing Sounding Board has been set up and met twice (March and June). A further meeting is scheduled for later in August.

Sounding Board members have agreed that the short to medium term focus will be on making best use of existing stock. A review of current information, advice and processes around access to accessible and wheelchair housing is underway to identify best practice, gaps and key areas for improvement. This was identified as a priority by customers and stakeholders responding to the Accessible Housing Study consultation, both in terms of understanding more on the options and stock available and getting advice and support to access accessible housing.

Work continues in the background to ensure we have the most accurate data about the types of new specialist housing that have been delivered in the city over the past

**Contact:** [Elaine Scott](#), Head of  
Housing Strategy and  
Development

## Recent News

## Background

few years, as well as those currently in development. Work is also ongoing to update information on need and demand based on current service users, to inform the work around access to housing and future development programmes.

Other accessible housing workstream activity includes:

- Responding to Housing for Varying Needs consultation when released by Scottish Government. This was expected in late Spring but had not been released at time of writing. The Housing for Varying Needs consultation is also expected to inform Scottish Government proposals for a new accessible housing standard across tenures, which could be introduced from 2025/26, following consultation.
- Input into review of Edinburgh Design Guidance by Planning colleagues, with an opportunity to strengthen guidance around accessibility (during 2023/24).

### Support for Rent Collection

#### Update on Tenant Hardship Fund

In February, the [Council](#) agreed the annual Housing Revenue Account (HRA) budget and noted the intention to establish a Tenant Hardship Fund (THF) for the 2023/24 financial year. The Fund is administered by a team that has specialist expertise in relation to rent collection and the benefits system. The team provides support to tenants to access benefits, including Universal Credit, and provides advice and training to housing officers to support rent collection.

By 26 July 2023, 505 applications for THF assistance had been received. 325 applications have been approved at a total cost £71977. A total of 27 applications have been declined or held pending awaiting further information. 153 applications are currently under review, awaiting assessment or held pending awaiting further information. The team aims to assess applications within 15 working day.

**Contact:** [Elaine Scott](#), Head of Housing Strategy and Development

Reasons for declined or applications held pending include the following.

- Existing small balances where a THF rent payment would place the account in credit.
- Small static balance on a new tenancy because of a housing benefit shortfall.
- Arrears on account built up through non-payment of a heating charge.
- Tenancy terminations in the period since application receipt and assessment.
- Long term nonpayment of rent obligation despite considerable efforts to engage with tenant.
- THF applications received where the assessment team have queried the accuracy of information and requested further clarity from nominating Officer.

Housing Officers have been reminded that re submissions of applications are welcome for those declined, particularly following changes of circumstances, increasing rent debt from small balances where hardship and inability to pay is factor or those nonpayers who have become more engaged with their patch Officer and have entered into a repayment agreement.

16 applicants have also been referred to our Income Maximisation Team to review entitlement to welfare benefits and other sources of funding.

The following case study highlights circumstances where a THF credit has helped ease financial hardship for Council tenants.

### **Mr and Mrs X**

Mr X is aged 78 and cares for his wife who is essentially housebound without the support of her husband. Despite being 78, Mr X was working part-time until 2021 earning £400 per month. Unfortunately, due to Mrs X's deteriorating health, Mr X had to give up employment to look after his wife. Since December 2021 they have struggled with this loss of income. Recently, Mr X secured part-time employment, but his take home pay covers all his rent obligations. The couple are struggling with energy bills, food and cleaning costs. Mr X entered into a payment arrangement with his local Housing Officer

## Recent News

## Background

to repay rent debt at rent plus £15 monthly. Despite other financial pressures this arrangement is being maintained. A THF application was approved, reducing their balance by one fortnightly charge and a referral was made to the Income Maximisation team to review income and potential benefits. The couple were delighted at this additional assistance provided by the Council.

### **Damp, Mould and Condensation in Council Homes Update – will be updated before Committee**

At its meeting on [9 May 2023](#), Committee considered a report providing an update on damp, mould and condensation in Council homes. The report set out how the Council is addressing these concerns through an improvement plan. Work to take forward the actions in the improvement plan is well underway, with 22 of the 56 actions in the plan now complete. A number of actions in the plan are taking longer to complete than planned and the timescales for delivery are being reviewed.

Key areas of progress to date are:

- Recruitment is underway for the new posts for the dampness team. Progress is at different stages for the various roles and there has been mixed success with the recruitment to date but offers have been made for the Surveying Team Leader and the two Team Leader roles which are key to establishing and developing the team. There is a continued focus on recruiting the right mix of skills and experience for this team.
- An improved tracking system for cases is now in place, enabling better monitoring of cases and improved communication with tenants going forward. Development of a system to further improve performance reporting and monitoring is a future action in the improvement plan.
- An updated information pack for tenants has been developed providing information and advice on what to do if they find dampness or mould in their home. Feedback will be sought from Edinburgh Tenants Federation before it is finalised for print.

**Contact:** [Sarah Burns](#), Head of Housing Operations

## Recent News

## Background

- Dampness sensors have been installed in 476 homes of the targeted 500. The remaining 24 will be installed in the coming weeks.
- Two additional contractors have been secured to take forward preservation works. This is assisting with improving response times with surveys and completion of works. Performance on timescales for carrying out surveys has improved significantly, with surveys currently being completed within the target of 10 days. This has reduced from a waiting time of four to six weeks as reported in May.

A full report providing an update on progress will be presented to Committee on 3 October 2023.

### **Edinburgh Affordable Housing Partnership Commitments**

The Edinburgh Affordable Housing Partnership (EAHP) brings together affordable housing providers in Edinburgh (comprising housing associations, housing co-ops, other charitable housing providers and the City of Edinburgh Council). The partners own and manage affordable homes and provide a range of services to tenants and residents in communities across the city.

Over recent months, representatives of EAHP have been meeting with senior Council officers, the Convenor of Housing, Homelessness and Fair Work Committee and the Council Leader to discuss housing pressures, funding for affordable housing and collaborative working to meet these challenges. All of which support the delivery of the Council's Business Plan and Housing to 2040. The output of those discussions has been the development of "Our Commitments for Edinburgh" (Appendix 5) with EAHP aiming to be a partnership that:

1. Creates and manages good places to live and provides targeted care and support where needed.
2. Contributes to ending poverty and homelessness with an increase in affordable homes and financial inclusion and welfare advice
3. Will work together to deliver the net zero targets for our homes.

**Contact:** [Elaine Scott](#), Head of Housing Strategy and Development

## Recent News

## Background

Over the coming months, EAHP representatives will be engaging with stakeholders and Scottish Government to build support for “Our Commitments for Edinburgh”.

### **Regeneration Capital Grant Fund/Vacant and Derelict Land Investment Programme**

The Regeneration Capital Grant Fund (RCGF) and the Vacant and Derelict Land Investment Programme (VDLIP) are capital grant funds operated by the Scottish Government. The RCGF “supports locally developed, place-based regeneration projects that involve local communities, helping to tackle inequalities and deliver inclusive growth in deprived, disadvantaged and fragile remote communities”, while the VDLIP “offers funding to transform long-term vacant and derelict sites”. The Council bids into both funds on an annual basis for support with relevant projects.

The deadlines for bids to the RCGF and VDLIP for projects taking place in 2024/25 were 21 June 2023 and 23 June 2023 respectively. The Council made six bids to the RCGF and five bids to the VDLIP as set out below:

#### ***Regeneration Capital Grant Fund***

- A. Crescent Business Park
- B. Granton Lighthouse
- C. Greenway Community Hub
- D. Lauriston Castle glasshouse
- E. Spartans Education and Work Building
- F. Travelling Gallery

#### ***Vacant and Derelict Land Investment Programme***

- A. Coatfield Lane Regeneration
- B. Edinburgh Park Mixed-Use Regeneration
- C. Fountainbridge Mixed-Use Development
- D. Granton Waterfront Regeneration, Phase 1
- E. Powderhall Housing-Led Regeneration

Decisions on the bids are expected by late-2023/early-2024.

**Contact:** [Kyle Drummond](#),  
Programme Development  
Officer



### Door Entry Systems in Minority Blocks

On 23 February 2023, the Council agreed the 2023/24 budget. Subsequently, on [9 March 2023](#), Housing, Homelessness and Fair Work Committee approved the 2023/24 Housing Revenue Account (HRA) Capital Programme for investment of £173.361 million in Council homes and estates.

In Appendix 1 of the March report, £8.791m was identified to fund general improvement work in communal area of blocks in existing Council homes and neighbourhoods.

A programme of upgrading secure door entry systems was agreed on [21 March 2019](#) when the then Housing and Economy Committee approved the HRA Capital Programme. This included a commitment to install door entry systems in mixed tenure housing across the city, the objective being to provide increased security for residents and deliver the Scottish Housing Quality Standard (SHQS). The cost of system infrastructure would be met from the HRA with owners charged for handsets.

To continue the progress of secure door entry systems in Council minority-owned blocks and internal stairwell upgrades in stairs where the door entry systems have been upgraded in recent years, in March 2023 Committee agreed to allocate £2.260m for Secure Door Entry follow-on improvement and CCTV.

Officers have been working to agree the upgrading of 200 blocks in the west of the city, where the Council is the minority owner, with the tendered price now £2.98m. This is £0.720m more than budgeted (due to inflationary pressures and including a 10% contingency fund).

Given the value of the Secure Door Entry contract, and that over half of this outlay will be to subsidise private owners, it is proposed that the upgrade scheme is put on hold so that Committee can discuss other potential options for the available funding. The funding available from this programme is estimated to be around £1.375m (rather than £2.260m) as it is intended to proceed with works to common stairs where binding scheme decisions to proceed have been agreed with owners.

**Contact:** [Derek McGowan](#),  
Service Director

Recent News	Background
<p>In addition, as the Council's bid for funding from the Scottish Government's Long Term Ukraine Resettlement Fund has been successful, this frees up £1.3m from Capital maintenance for Council properties (which was also agreed at March Committee).</p> <p>These combined funds potentially free up £2.675m in the 2023/24 HRA Capital Programme that could be used to deliver investment in existing homes, estates, purchase and/or development of new homes.</p> <p>A report on this will be presented to Work Committee in October 2023 with Group briefings to be arranged prior to the meeting.</p>	
<p><b>Homelessness Statutory Returns</b></p> <p>A report on the annual Homelessness Statutory Returns has been deferred to the next meeting of Housing, Homelessness and Fair Work Committee on 3 October 2023. The report is based on a Scottish Government publication which will not be available until 29 August 2023.</p>	<p><b>Contact:</b> <a href="#">Nicky Brown</a>, Head of Homelessness and Housing Support</p>

## Appendix 1 - LGBF 2021/22 - Housing Services

---

1. This is an extract of the Housing section of the Local Government Benchmarking Framework report considered at Policy and Sustainability Committee in May 2023. Below is the summary analysis followed by charts showing performance and relative position for all the indicators under this theme.
2. There are 5 indicators in the LGBF that relate to the efficiency and effectiveness of Housing Services.

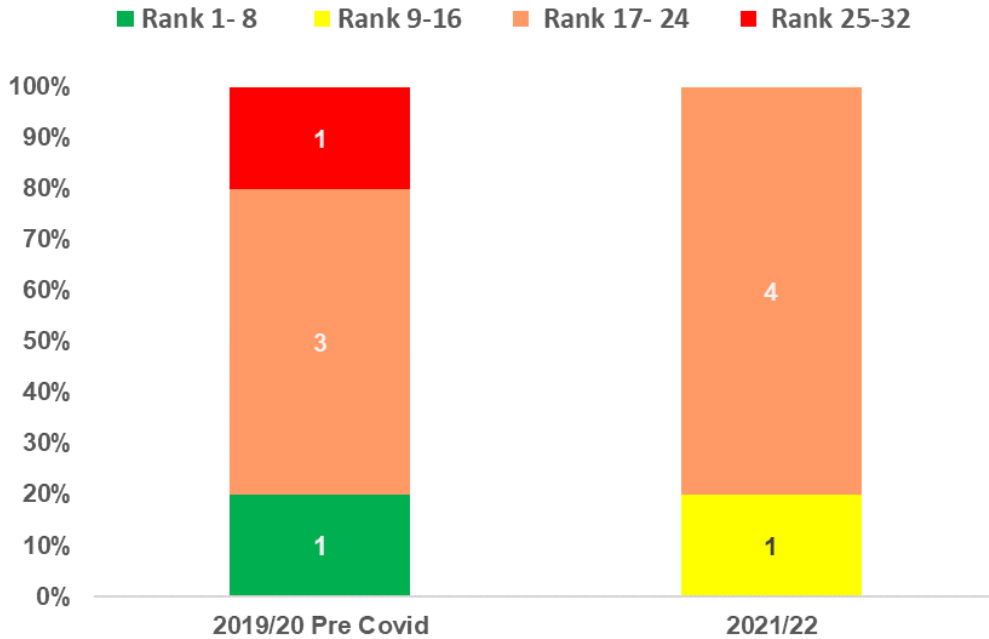
### **Housing Services - national context**

3. There has been a decline in areas caused by or exacerbated by Covid. This includes areas which were previously improving such as housing quality and repairs, and also areas where there were already signs of strain pre-pandemic, such as rent arrears and income lost due to voids.
4. Rent arrears have continued to rise, reaching an all-time high of 8.7% in 2021/22, compared to pre-Covid levels of 7.3%. While some of the rise observed in 2020/21 may be due to the temporary ban on enforcing eviction orders (which introduced as part of the Covid response), it also reflects payment difficulties for some tenants due to significant loss of income during Covid. The continued increase in arrears in 2021/22 provides further evidence of the pressure that the cost-of-living crisis is placing on household budgets.
5. The statutory five-week wait for Universal Credit continues to be a significant contributory issue in relation to rent arrears, and this has been exacerbated by Covid with unprecedented levels of new Universal Credit applications during 2020/21.

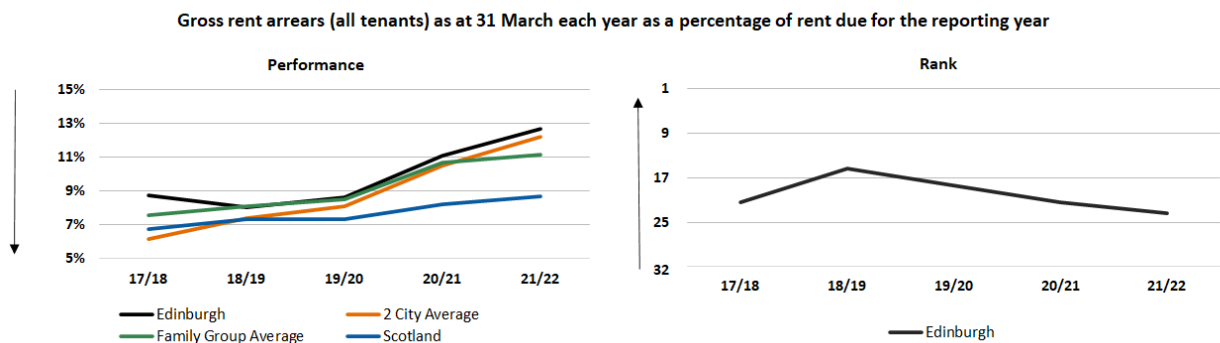
### **Housing Services – 2021/22 Edinburgh**

6. Edinburgh continued to comply with Covid restrictions during 2021/22 resulting in reduced access to houses to undertake repairs and upgrade housing stock. Rent arrears also show a similar picture to the national situation affected by the cost-of-living crisis.
7. The proportion of Housing indicators that are ranked in the top two quartiles (so above the national average) has remained static for the last two years (as shown in the chart below). There is no longer an indicator in the bottom quartile, with the 'percentage of council dwellings meeting Scottish Housing Standards' measure moving into the second quartile in 2020/21.

**Chart 8: 2021/22 Ranking quartiles for Edinburgh compared to 2019/20 (pre Covid)**

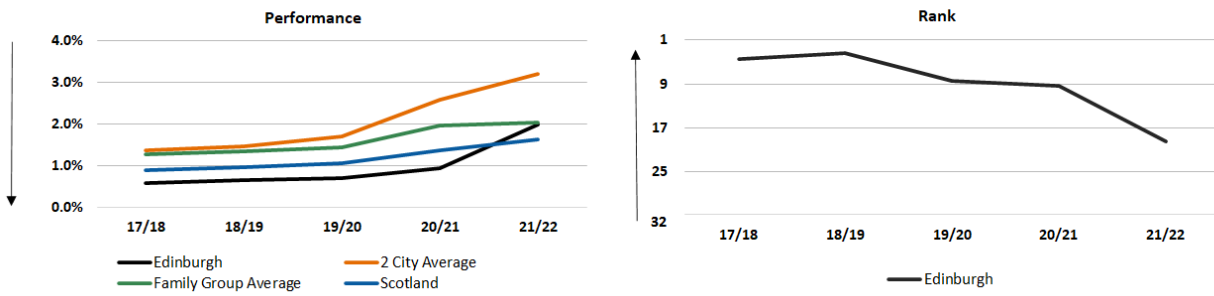


8. While the full set of charts for all Housing indicators can be found in Appendix 2, some of the indicators are highlighted in more detail below.
9. Rent arrears across Scotland increased by roughly 2% between 2019/20 and 2021/22. Edinburgh sees a sharper rise in 2020/21 (2% increase) which tapers off in 2021/22 (1% increase). While this is a similar pattern to the 2 city average and family group, Edinburgh remains higher than both these averages. Although rent arrears were high before the pandemic, the situation has been made worse since then as tenants' ability to pay has been challenged by the cost-of-living crisis currently being experienced throughout the UK. The increased demand for Scottish Welfare Fund and Discretionary Housing Payments (included in the Corporate Service theme of the LGBF dataset) gives some indication of the pressure households are experiencing.



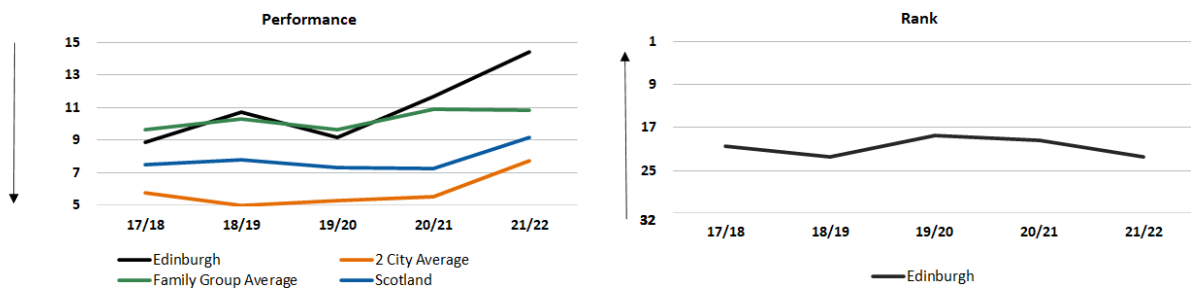
10. Edinburgh's void rent loss rate increased to be in line with the family group but remains below the 2 City average. Edinburgh's ranking decreased to 19, putting it in the third quartile for the first time. Improving the turnover rate of empty homes has been made difficult due to some factors beyond the Council's control (such as the availability of utility companies and the availability of materials required to repair homes to the required standard). This is a priority area for improvement in the service.

**% of rent due in the year that was lost due to voids**



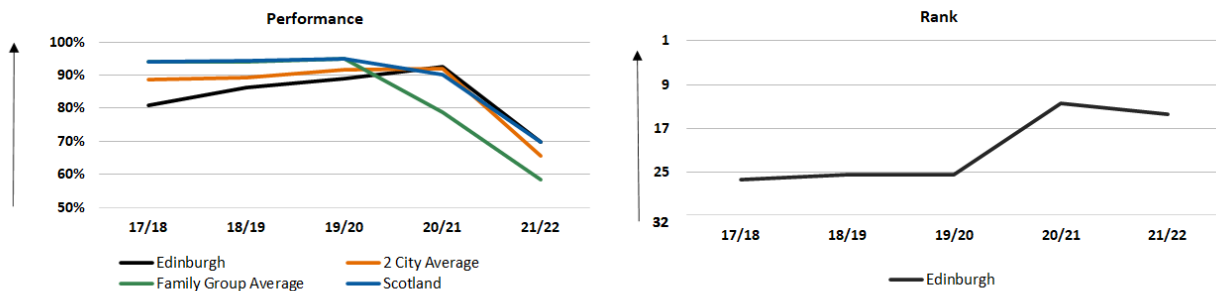
11. The average number of days to complete non-emergency repairs has increased in Edinburgh over the last three years and ranking remains within the second bottom quartile. Access to tenancies remained an issue during 2021/22 with 6,655 repairs unable to be completed due to non-access. During this time the service continued to prioritise emergency repairs and supporting vulnerable tenants.

**Average number of days taken to complete non-emergency repairs**



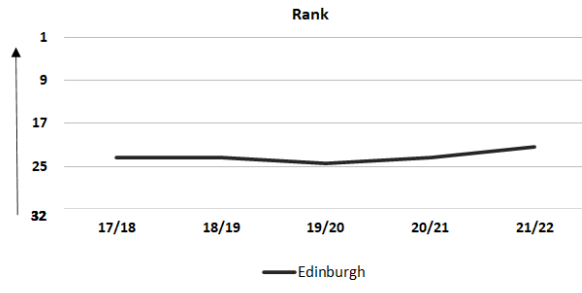
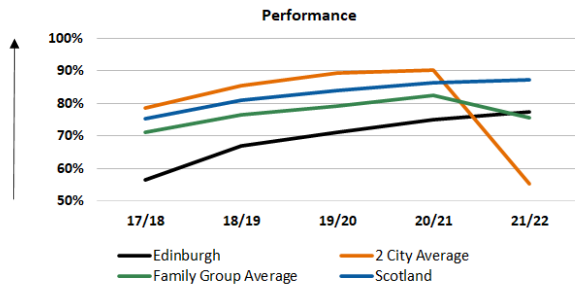
12. The drop in the percentage of dwellings meeting the Scottish Housing Quality Standard can be attributed to a change in the energy efficiency element of the standard. A new higher standard (the EESHS) has been applied which means that some households that met the previous energy efficiency element of the Scottish Housing Quality Standard (SHQS) do not currently meet the new higher standard. This change has affected all social housing landlords as is shown by the large percentage drop only reducing Edinburgh 2 ranking places. This higher energy efficiency standard will drive improvement in houses in the future as all providers work to meet the new standard.

**% of council dwellings meeting Scottish Housing Standards**



13. Improvements have been made to % of council dwellings that are energy efficient as is shown on that indicator with just over 15,500 out of just over 20,200 houses now rated as energy efficient. Progress has been slower than was planned due to the access restrictions introduced during the pandemic.

### % of council dwellings that are energy efficient



**Appendix 2 - LGBF 2021/22 - Housing Services**

Charts showing performance and relative position for all the indicators under this theme.

**HSN1b Gross rent arrears (all tenants) as at 31 March each year as a percentage of rent due for the reporting year**

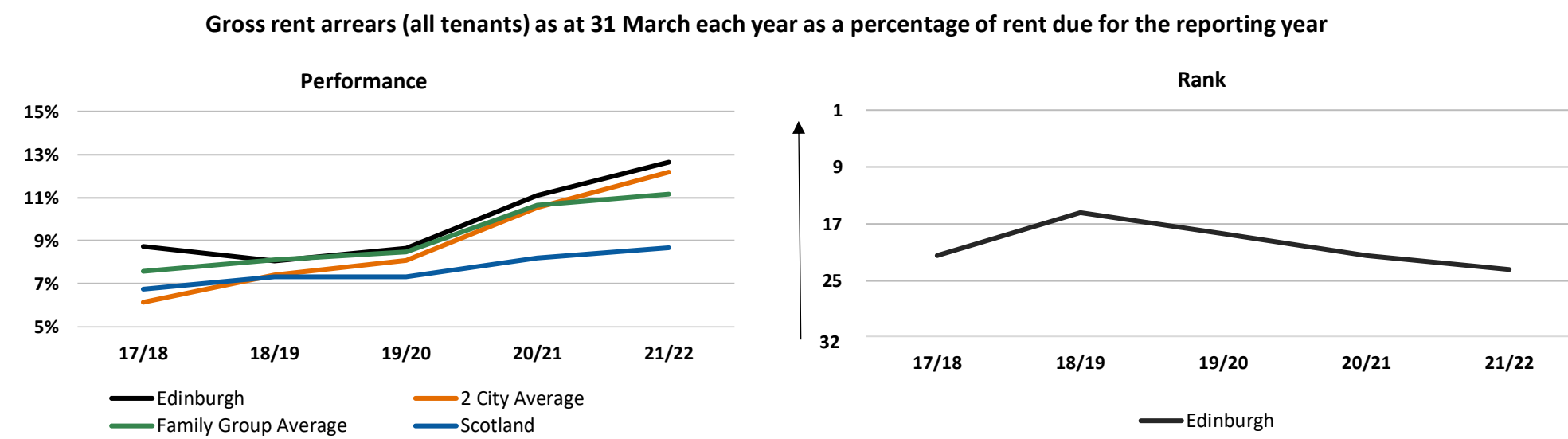
Performance	17/18	18/19	19/20	20/21	21/22
Edinburgh	9%	8%	9%	11%	13%
2 City Average	6%	7%	8%	11%	12%
Family Group Average	8%	8%	8%	11%	11%
Scotland	7%	7%	7%	8%	9%

Rank	17/18	18/19	19/20	20/21	21/22
Edinburgh	21	15	18	21	23
2 City Min/Max	4	10	15	17	18
2 city max	11	14	16	23	25

Family Group = People Services

Ranking Order (1 is Highest/ Lowest) = Lowest

No Data for Glasgow for this indicator



**HSN2 % of rent due in the year that was lost due to voids**

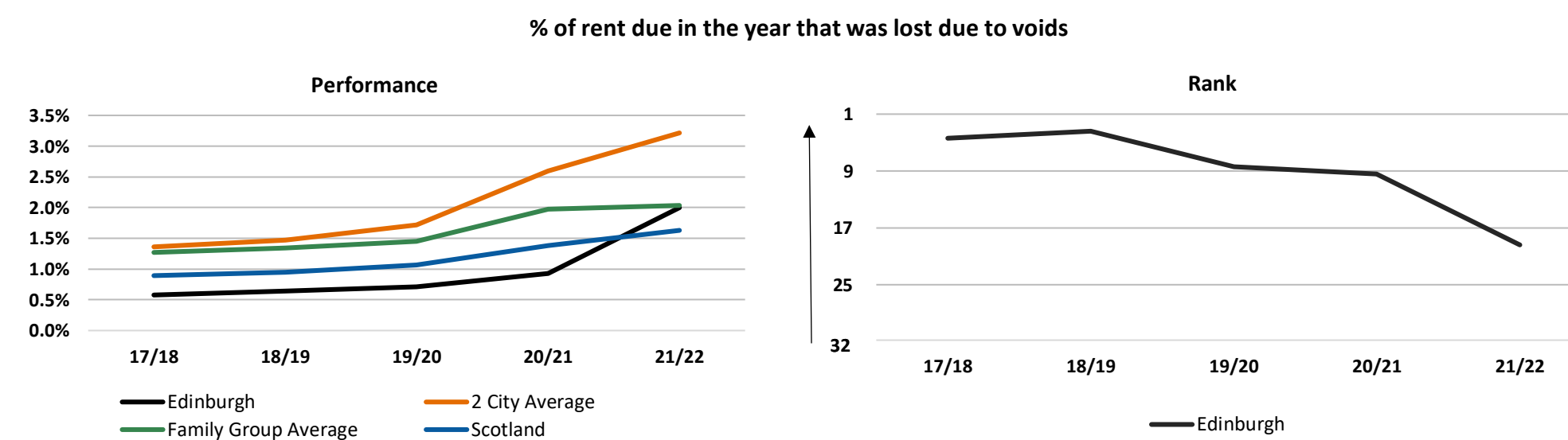
Performance	17/18	18/19	19/20	20/21	21/22
Edinburgh	0.6%	0.6%	0.7%	0.9%	2.0%
2 City Average	1.4%	1.5%	1.7%	2.6%	3.2%
Family Group Average	1.3%	1.3%	1.4%	2.0%	2.0%
Scotland	0.9%	1.0%	1.1%	1.4%	1.6%

Rank	17/18	18/19	19/20	20/21	21/22
Edinburgh	4	3	8	9	19
2 City Min/Max	19	23	20	23	24
2 city max	23	24	23	24	25

Family Group = People Services

Ranking Order (1 is Highest/ Lowest) = Lowest

No Data for Glasgow for this indicator



**HSN3 % of council dwellings meeting Scottish Housing Standards**

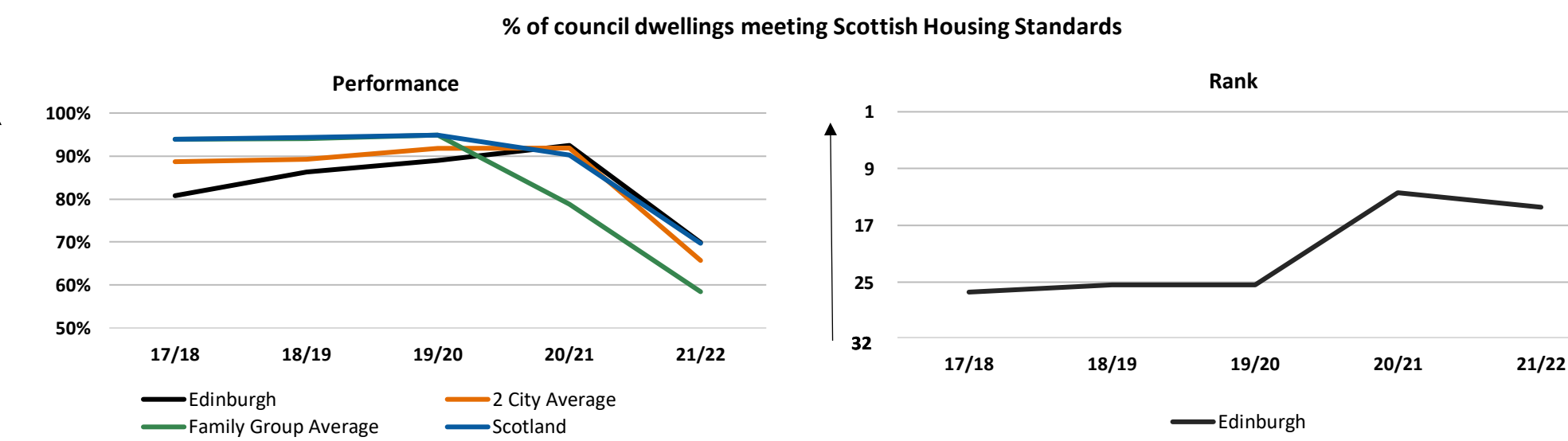
Performance	17/18	18/19	19/20	20/21	21/22
Edinburgh	81%	86%	89%	92%	70%
2 City Average	89%	89%	92%	92%	66%
Family Group Average	94%	94%	95%	79%	58%
Scotland	94%	94%	95%	90%	70%

Rank	17/18	18/19	19/20	20/21	21/22
Edinburgh	26	25	25	12	14
2 City Min/Max	18	16	15	7	11
2 city max	25	26	26	19	19

Family Group = People Services

Ranking Order (1 is Highest/ Lowest) = Highest

No Data for Glasgow for this indicator



**HSN4b Average number of days taken to complete non-emergency repairs**

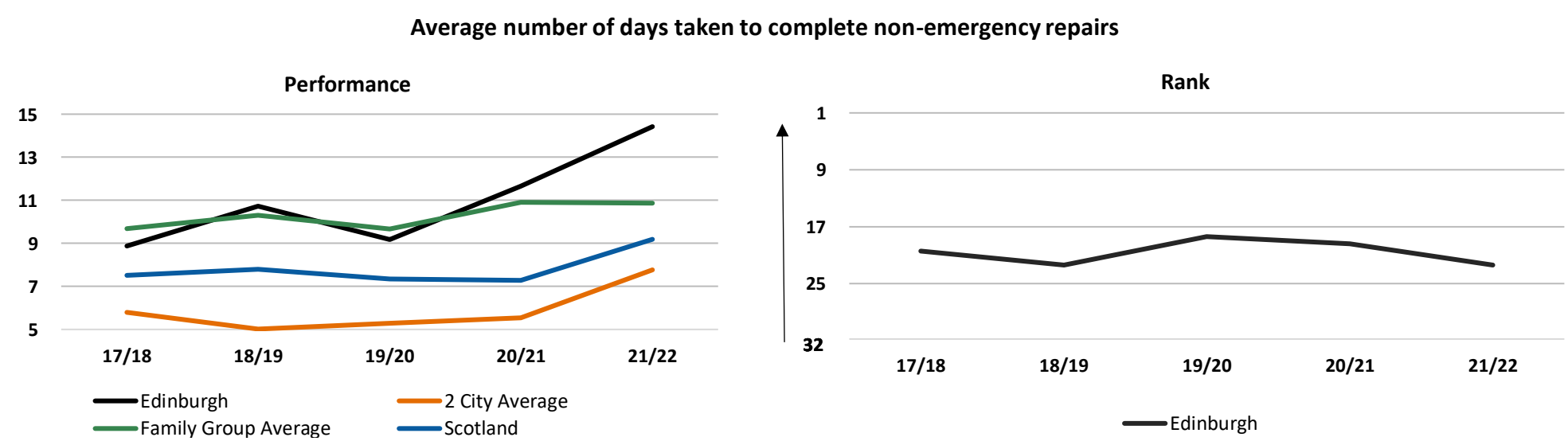
Performance	17/18	18/19	19/20	20/21	21/22
Edinburgh	9	11	9	12	14
2 City Average	6	5	5	6	8
Family Group Average	10	10	10	11	11
Scotland	8	8	7	7	9

Rank	17/18	18/19	19/20	20/21	21/22
Edinburgh	20	22	18	19	22
2 City Min/Max	1	2	2	7	5
2 city max	13	4	6	8	11

Family Group = People Services

Ranking Order (1 is Highest/ Lowest) = Lowest

No Data for Glasgow for this indicator



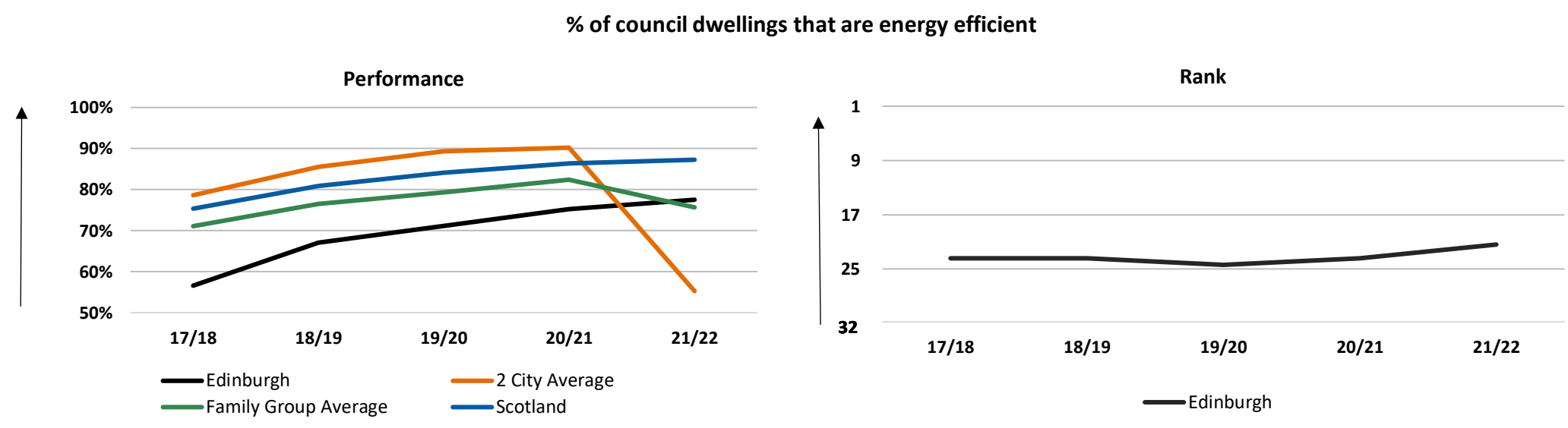
HSN5a % of council dwellings that are energy efficient					
Performance	17/18	18/19	19/20	20/21	21/22
Edinburgh	57%	67%	71%	75%	78%
2 City Average	79%	86%	89%	90%	55%
Family Group Average	71%	76%	79%	82%	76%
Scotland	75%	81%	84%	86%	87%

Rank	17/18	18/19	19/20	20/21	21/22
Edinburgh	23	23	24	23	21
2 City Min/Max	6	9	5	5	13
2 city max	16	12	11	12	26

Family Group = People Services

Ranking Order (1 is Highest/Lowest) = Highest

No Data for Glasgow for this indicator





## Appendix 3 - LGBF 2021/22 - Economic Development Services

1. This is an extract of the Economic Development Services section of the Local Government Benchmarking Framework report considered at Policy and Sustainability Committee in May 2023. Below is the summary analysis followed by charts showing performance and relative position for all the indicators under this theme.
2. There are 13 indicators in the LGBF that relate to the efficiency and effectiveness of Economic Development Services.

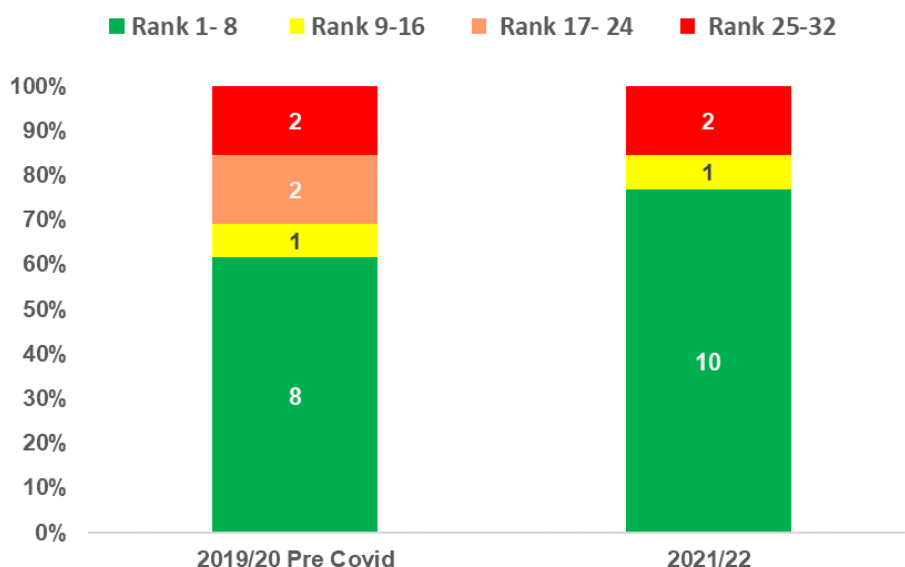
### Economic Development Services - national context

3. Expenditure on economic development increased in 2021/22, following a sharp reduction in spend in 2020/21. The increased expenditure in 2021/22 reflects a resumption in activity, which was deferred during Covid, including significant capital programmes which were paused due to the restrictions in place during the pandemic.
4. Over the longer term, the spending pattern is clear. Relative reductions continue in non-statutory services such as planning and tourism in order to provide balance to statutory and ringfenced commitments elsewhere.

### Economic Development Services – 2021/22 Edinburgh

5. While Edinburgh shows a similar dip in some economic development indicators as seen at a national level, there are also several indicators that continue a gradual improvement from 2019/20 to 2021/22.
6. This gradual improvement in the proportion of Economic Development indicators is shown by an increase in the number ranked in the top two quartiles (so above the national average) over the longer term. There are now 11 indicators in the top two quartiles up from nine pre-Covid (as shown in the chart below).

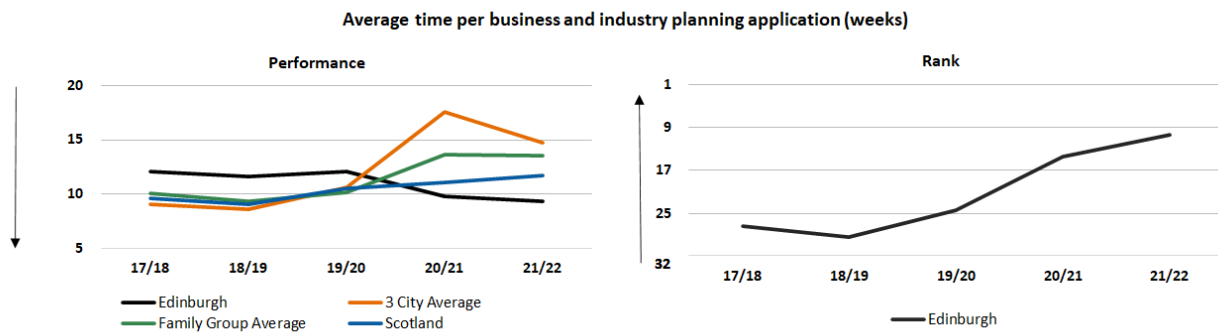
**Chart 10: 2021/22 Ranking quartiles for Edinburgh compared to 2019/20 (pre Covid)**



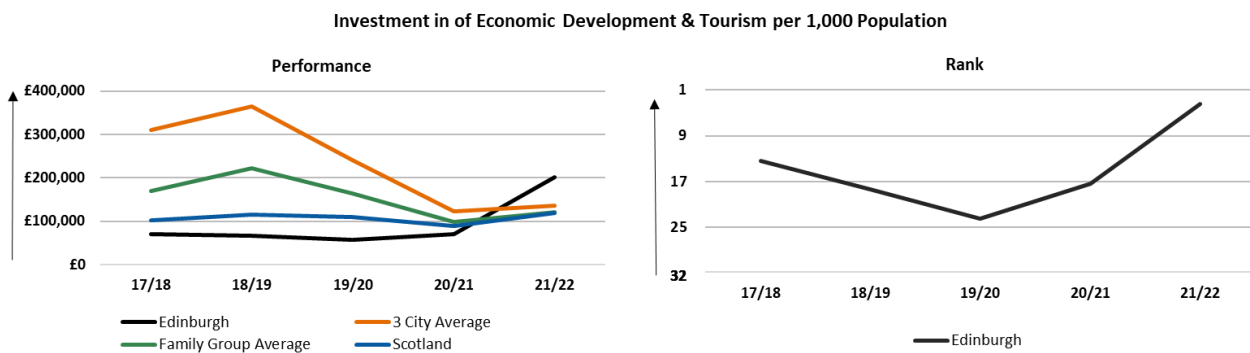
7. When looking at actual performance, a similar pattern is shown. A number of indicators show improvement from last year highlighting the impact Covid-19 restrictions had on economic development such as unemployed people assisted into work, business start-ups and unemployment claimants. However there were also indicators that continue to show gradual improvement throughout 2019/20 to 2021/22

such as planning application processing times, people earning the living wage, and super broadband rates. Some of these indicators are highlighted below but a full set of charts for all Economic Development indicators can be found in Appendix 4.

- Planning applications cost and time to process improved in performance and ranking, with Edinburgh now performing better than the 3 city, the family group and the Scottish average. This improved performance is due to the delivery of actions set out in the Council’s improvement plan which was put in place in 2018 to drive improvements in performance and drive down application processing time. The Council’s ranking also shows this improvement moving from 29 in 2018/19 to 10 in 2021/22

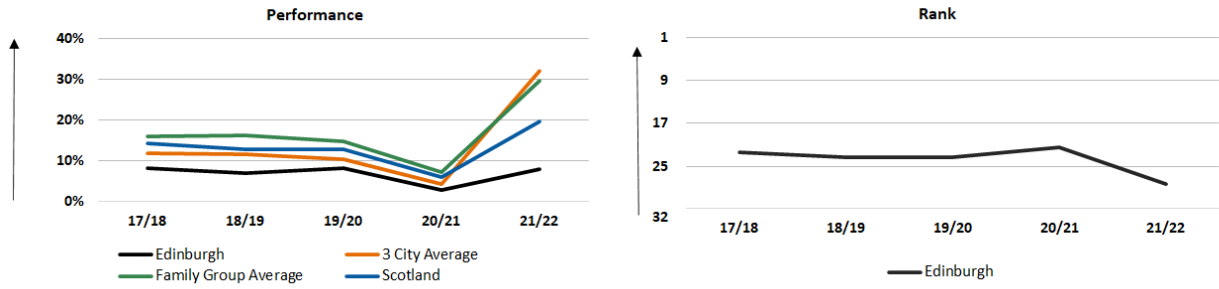


- Investment in Economic Development and tourism showed a sharp increase in 2021/22 which is attributed to a one-off capital payment for the St James Quarter when it opened in June 2021 shown in the chart below. This indicator is likely to return to ‘normal’ levels next year.



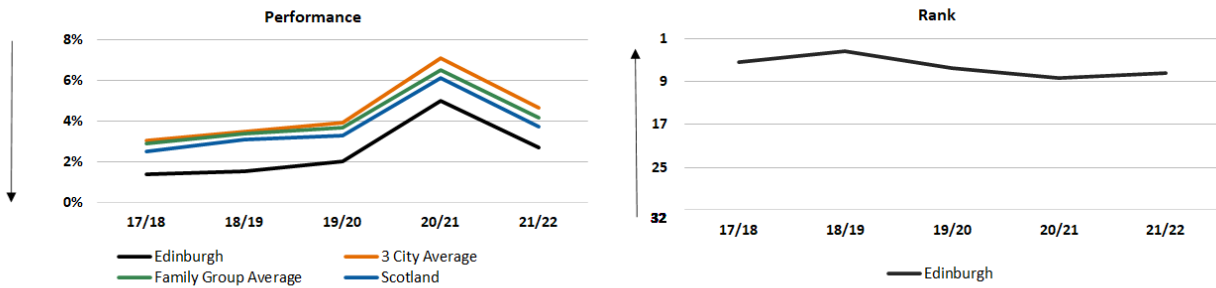
- The Council’s operated/funded employability programmes which assist unemployed people into work, recovered from the effect of Covid during 2020/21 when the service could not see clients face-to-face. However, while Edinburgh’s performance returned to pre-Covid levels, the national average, 3 city average and family group average all show larger increase. One reason for this is the relatively low unemployment rate in Edinburgh and therefore the employability service focuses on those furthest from employment, who often move into other activity such as placements, volunteering and training, with a view to moving into employment later.

**% of unemployed people assisted into work from council operated / funded employability programmes**

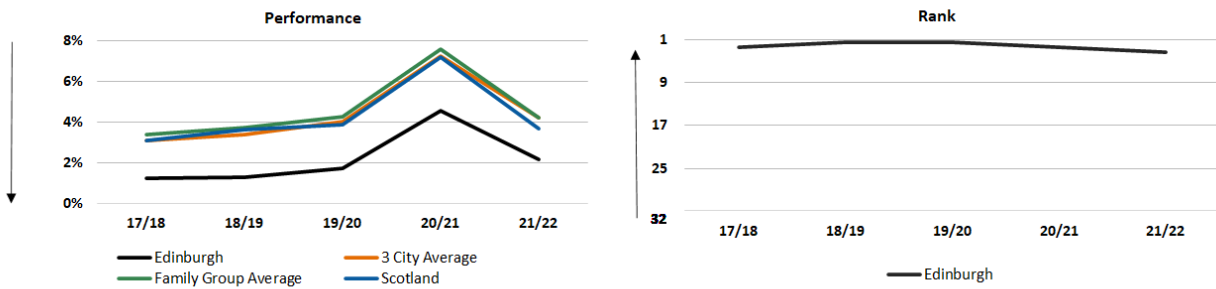


11. There was good recovery in the % of Claimant Count, which is correlating with the low unemployment rate, as a % of 16-24 Population with Edinburgh reporting a lower rate than the family group average, the 3 city average and below Scotland's average in 2021/22. Ranking remains high at 3.

**Claimant Count as % of Working Age Population**



**Claimant Count as % of 16-24 Population**



## Appendix 4 - LGBF 2021/22 - Economic Development Services

Charts showing performance and relative position for all the indicators under this theme.

### ECON1 % of unemployed people assisted into work from council operated / funded employability programmes

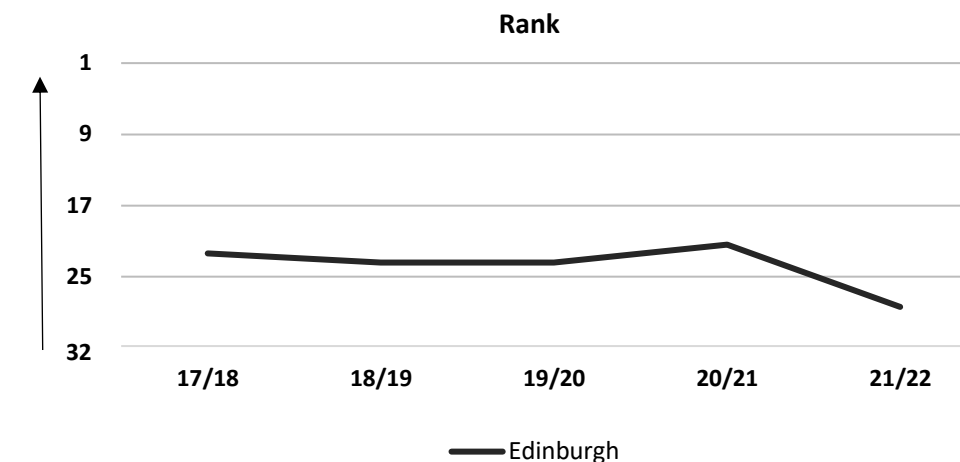
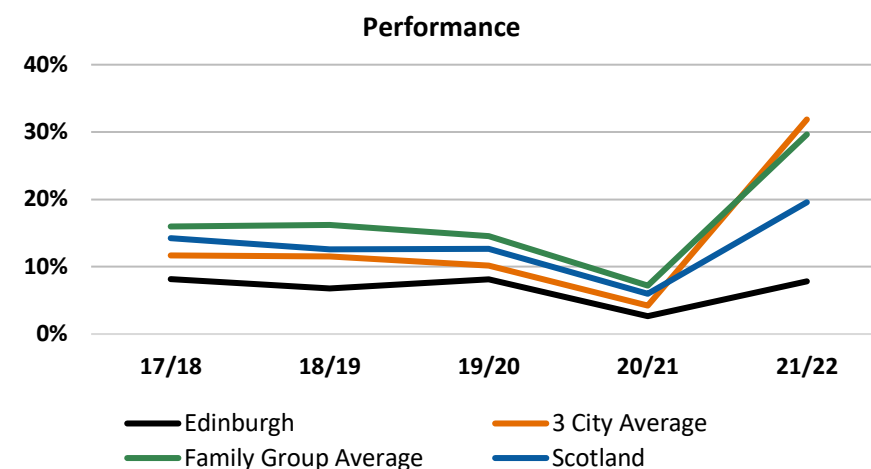
Performance	17/18	18/19	19/20	20/21	21/22
Edinburgh	8%	7%	8%	3%	8%
3 City Average	12%	11%	10%	4%	32%
Family Group Average	16%	16%	15%	7%	30%
Scotland	14%	13%	13%	6%	20%

Rank	17/18	18/19	19/20	20/21	21/22
Edinburgh	22	23	23	21	28
3 City Min/Max	12	9	16	13	2
3 city max	25	27	26	23	25

Family Group = Other Services

Ranking Order (1 is Highest/ Lowest) = Highest

% of unemployed people assisted into work from council operated / funded employability programmes



### ECON2 Cost of planning and building standards Per Planning Application

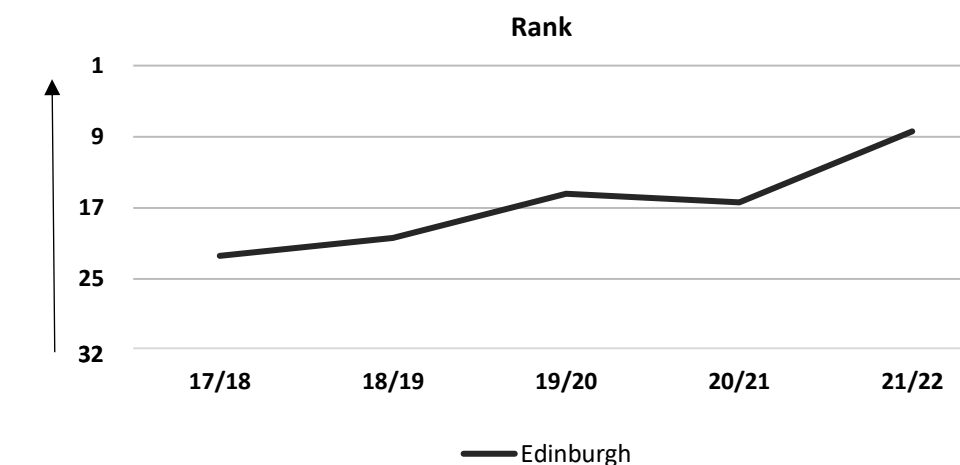
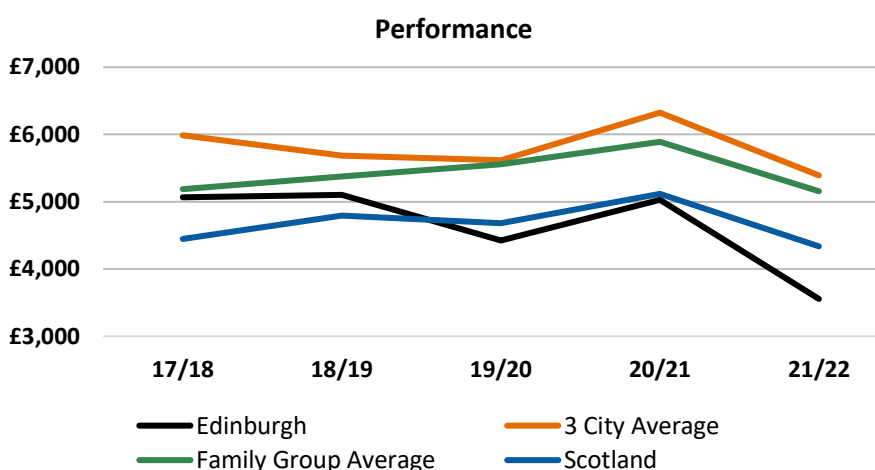
Performance	17/18	18/19	19/20	20/21	21/22
Edinburgh	£5,069	£5,102	£4,421	£5,026	£3,555
3 City Average	£5,988	£5,687	£5,621	£6,325	£5,391
Family Group Average	£5,189	£5,373	£5,554	£5,891	£5,156
Scotland	£4,446	£4,797	£4,681	£5,117	£4,337

Rank	17/18	18/19	19/20	20/21	21/22
Edinburgh	22	20	15	16	8
3 City Min/Max	20	16	11	12	16
3 city max	28	27	25	28	28

Family Group = Other Services

Ranking Order (1 is Highest/ Lowest) = Lowest

Cost of planning and building standards Per Planning Application



### ECON3 Average time per business and industry planning application (weeks)

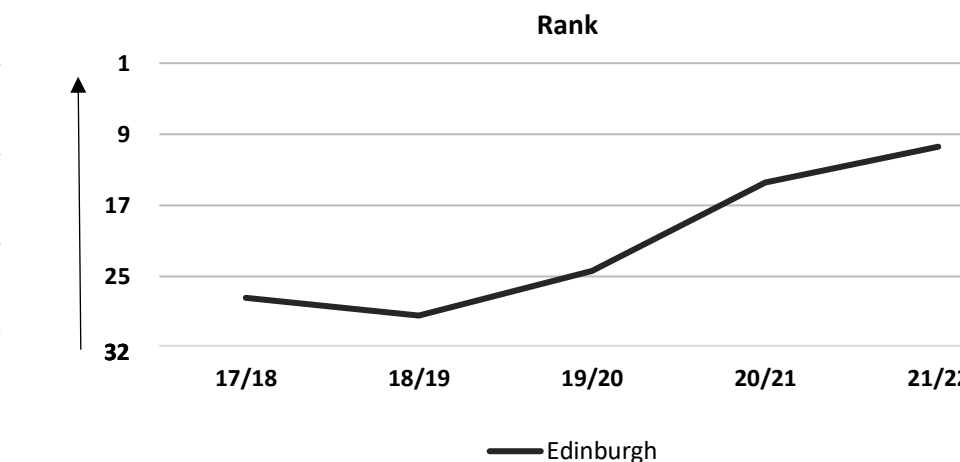
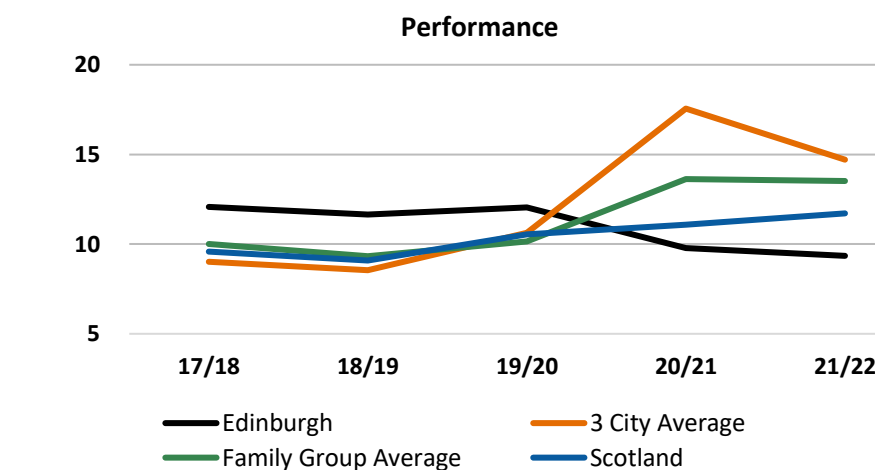
Performance	17/18	18/19	19/20	20/21	21/22
Edinburgh	12	12	12	10	9
3 City Average	9	9	11	18	15
Family Group Average	10	9	10	14	14
Scotland	10	9	11	11	12

Rank	17/18	18/19	19/20	20/21	21/22
Edinburgh	27	29	24	14	10
3 City Min/Max	8	4	17	21	24
3 city max	22	22	25	32	26

Family Group = Other Services

Ranking Order (1 is Highest/ Lowest) = Lowest

Average time per business and industry planning application (weeks)



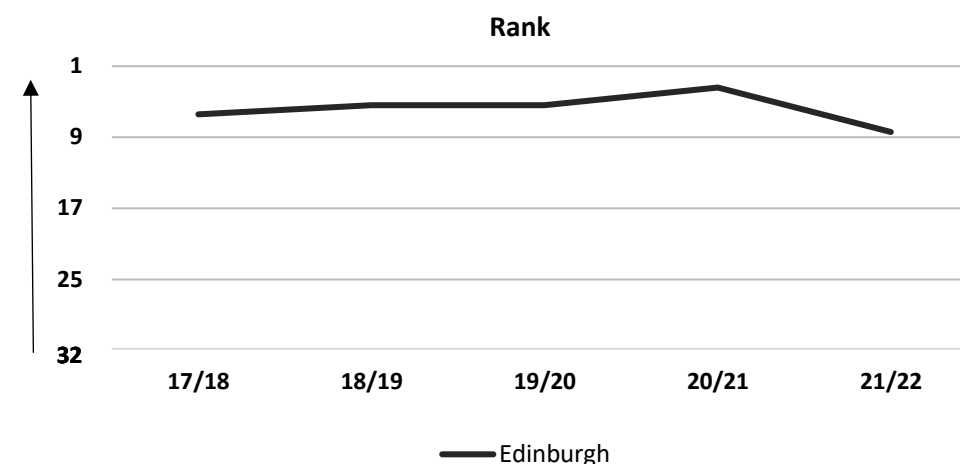
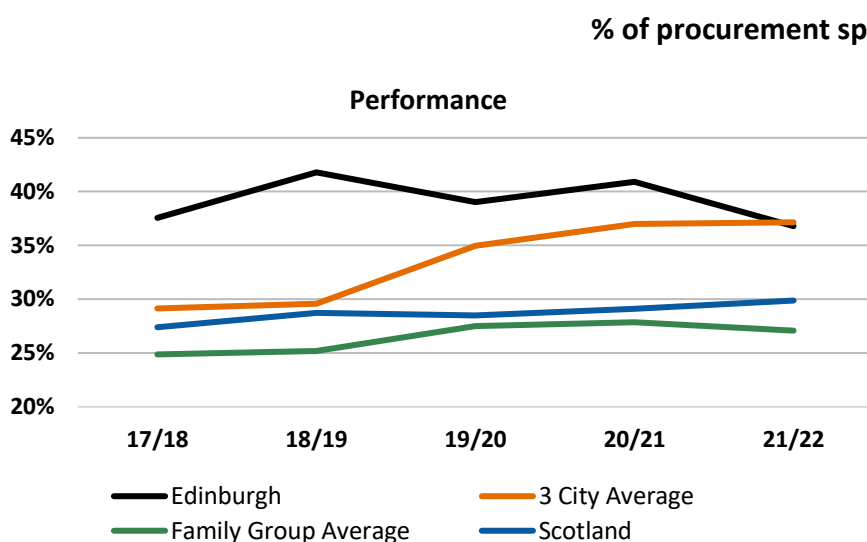
**ECON4 % of procurement spend spent on local enterprises**

Performance	17/18	18/19	19/20	20/21	21/22
Edinburgh	38%	42%	39%	41%	37%
3 City Average	29%	30%	35%	37%	37%
Family Group Average	25%	25%	28%	28%	27%
Scotland	27%	29%	29%	29%	30%

Rank	17/18	18/19	19/20	20/21	21/22
Edinburgh	6	5	5	3	8
3 City Min/Max	8	9	4	5	6
3 city max	20	21	10	9	9

Family Group = Other Services

Ranking Order (1 is Highest/ Lowest) = Highest



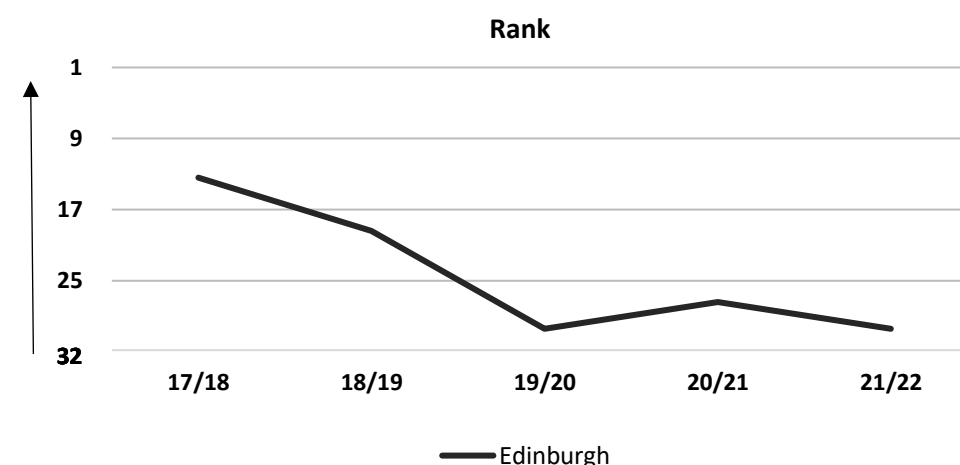
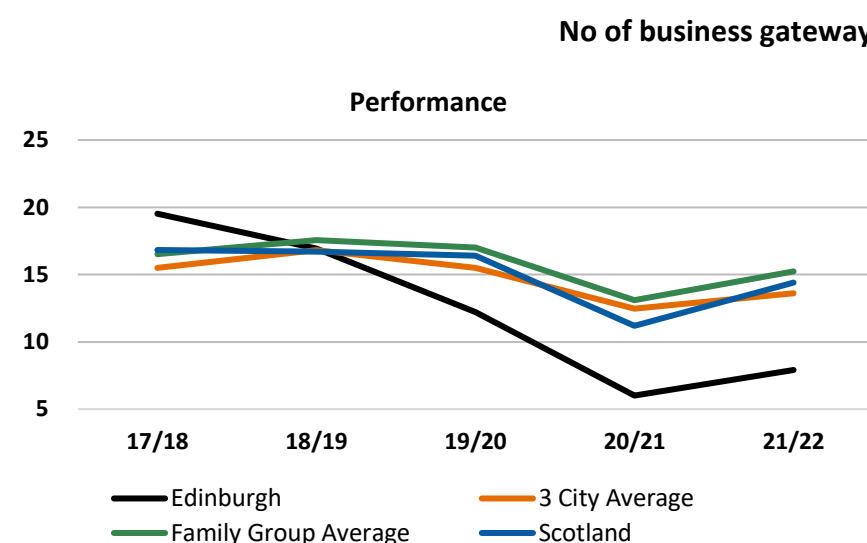
**ECON5 No of business gateway start-ups per 10,000 population**

Performance	17/18	18/19	19/20	20/21	21/22
Edinburgh	20	17	12	6	8
3 City Average	15	17	16	12	14
Family Group Average	17	18	17	13	15
Scotland	17	17	16	11	14

Rank	17/18	18/19	19/20	20/21	21/22
Edinburgh	13	19	30	27	30
3 City Min/Max	4	5	7	9	13
3 city max	32	32	32	31	31

Family Group = Other Services

Ranking Order (1 is Highest/ Lowest) = Highest



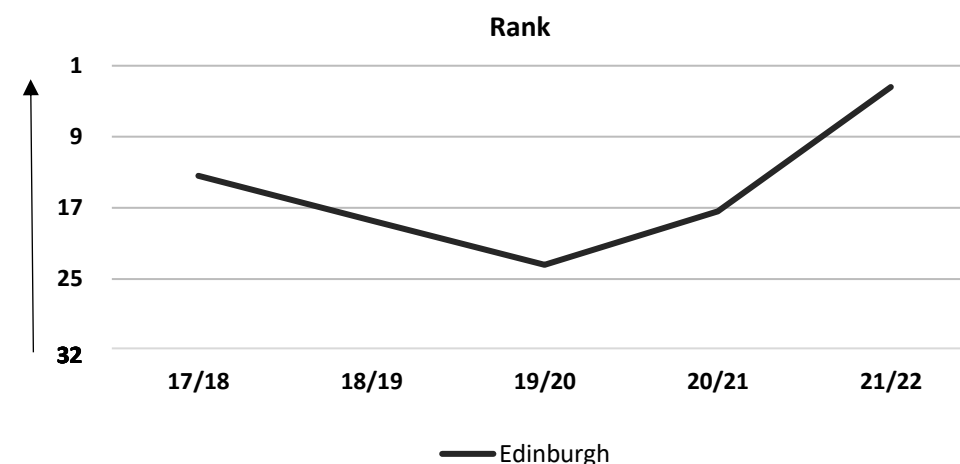
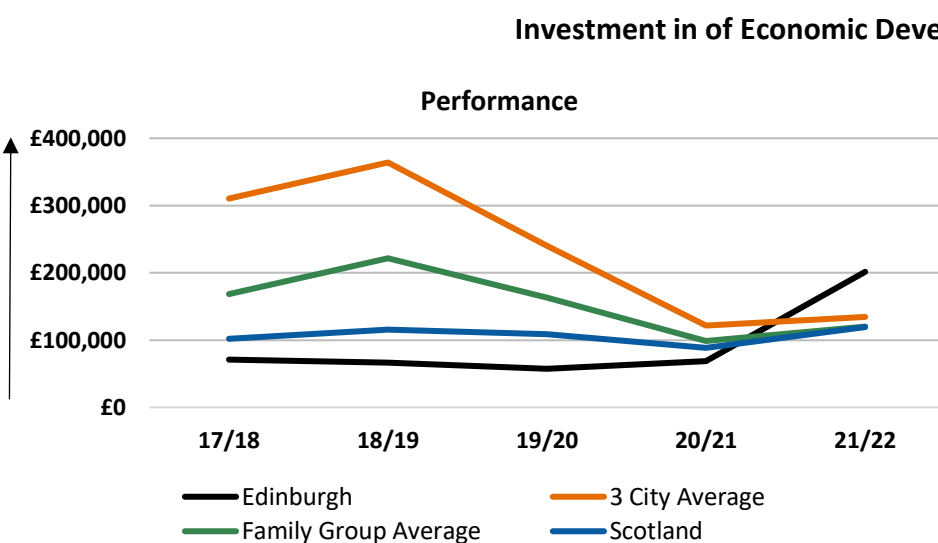
**ECON6 Investment in of Economic Development & Tourism per 1,000 Population**

Performance	17/18	18/19	19/20	20/21	21/22
Edinburgh	£70,968	£66,543	£57,388	£69,148	£201,520
3 City Average	£310,515	£364,065	£240,214	£121,652	£134,752
Family Group Average	£168,699	£221,646	£163,117	£98,715	£120,342
Scotland	£101,950	£115,933	£109,031	£88,509	£119,388

Rank	17/18	18/19	19/20	20/21	21/22
Edinburgh	13	18	23	17	3
3 City Min/Max	1	1	2	3	4
3 city max	8	6	13	18	20

Family Group = Other Services

Ranking Order (1 is Highest/ Lowest) = Highest



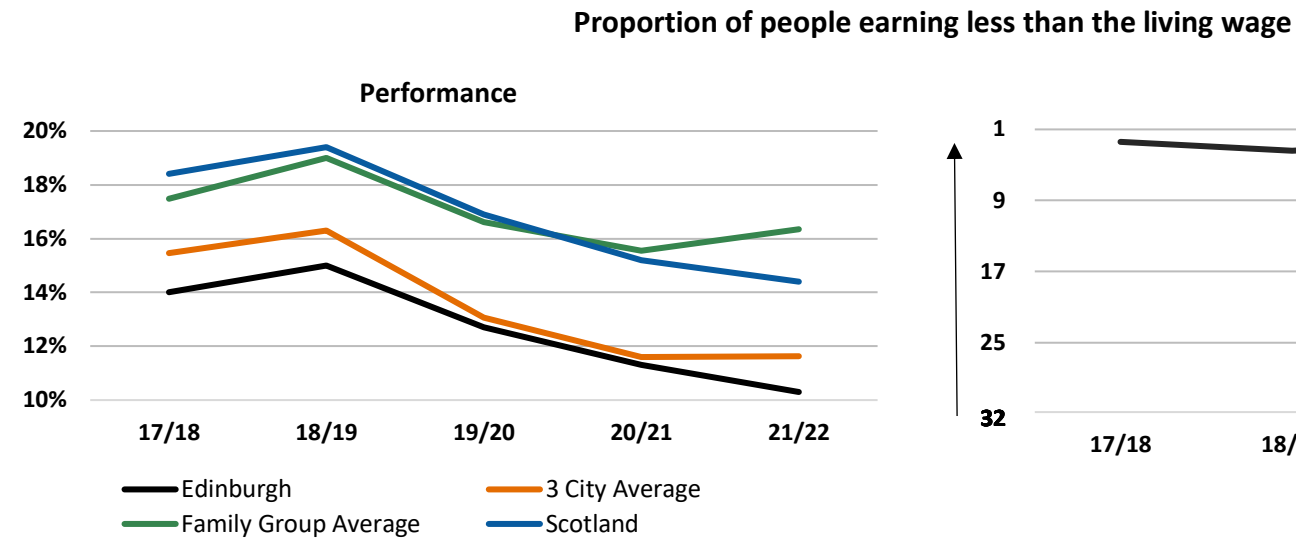
**ECON7 Proportion of people earning less than the living wage**

Performance	17/18	18/19	19/20	20/21	21/22
Edinburgh	14%	15%	13%	11%	10%
3 City Average	15%	16%	13%	12%	12%
Family Group Average	17%	19%	17%	16%	16%
Scotland	18%	19%	17%	15%	14%

Rank	17/18	18/19	19/20	20/21	21/22
Edinburgh	2	3	2	2	3
3 City Min/Max	3	1	1	1	2
3 city max	6	7	5	4	8

Family Group = Other Services

Ranking Order (1 is Highest/ Lowest) = Lowest



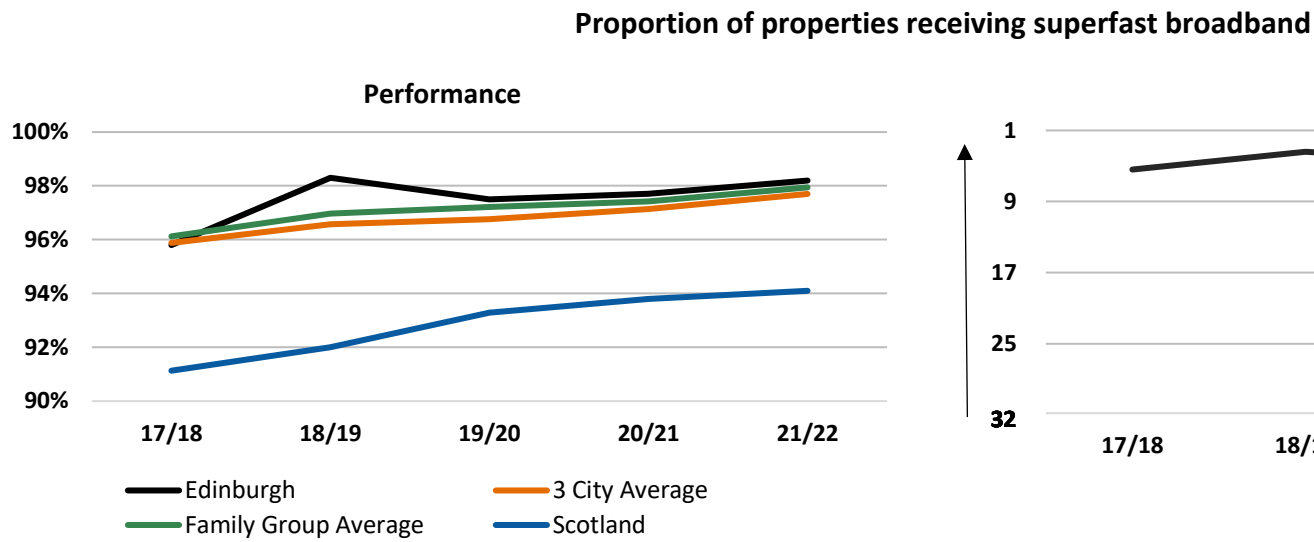
**ECON8 Proportion of properties receiving superfast broadband**

Performance	17/18	18/19	19/20	20/21	21/22
Edinburgh	96%	98%	98%	98%	98%
3 City Average	96%	97%	97%	97%	98%
Family Group Average	96%	97%	97%	97%	98%
Scotland	91%	92%	93%	94%	94%

Rank	17/18	18/19	19/20	20/21	21/22
Edinburgh	5	3	4	4	5
3 City Min/Max	1	1	1	1	1
3 city max	16	17	16	16	17

Family Group = Other Services

Ranking Order (1 is Highest/ Lowest) = Highest



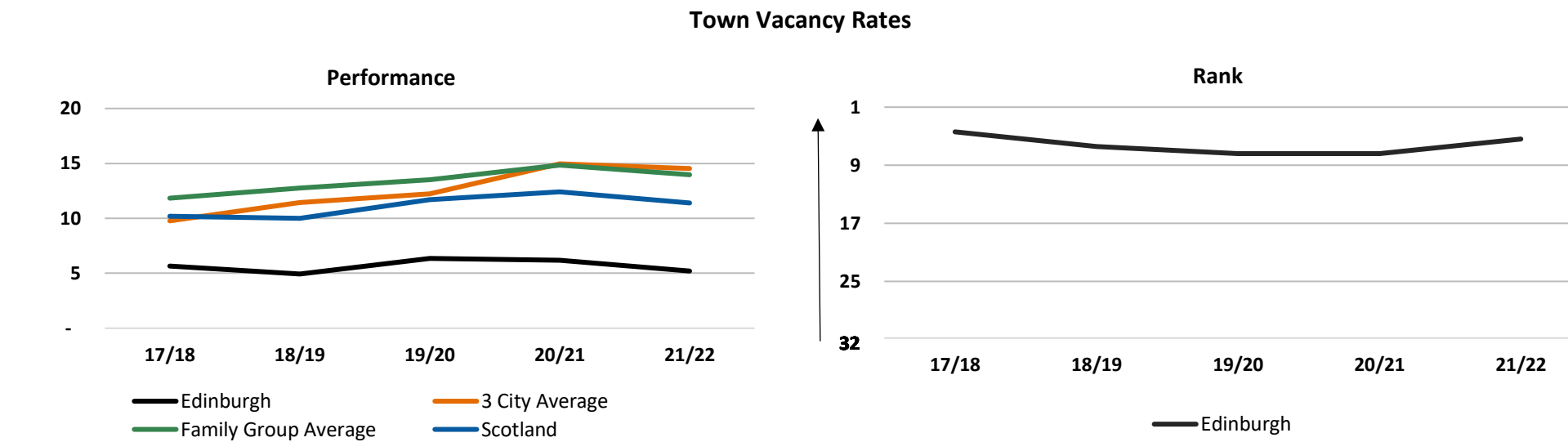
**ECON9 Town Vacancy Rates**

Performance	17/18	18/19	19/20	20/21	21/22
Edinburgh	6	5	6	6	5
3 City Average	10	11	12	15	15
Family Group Average	12	13	13	15	14
Scotland	10	10	12	12	11

Rank	17/18	18/19	19/20	20/21	21/22
Edinburgh	4	6	7	7	5
3 City Min/Max	13	14	15	21	20
3 city max	17	25	25	29	27

Family Group = Other Services

Ranking Order (1 is Highest/ Lowest) = Lowest



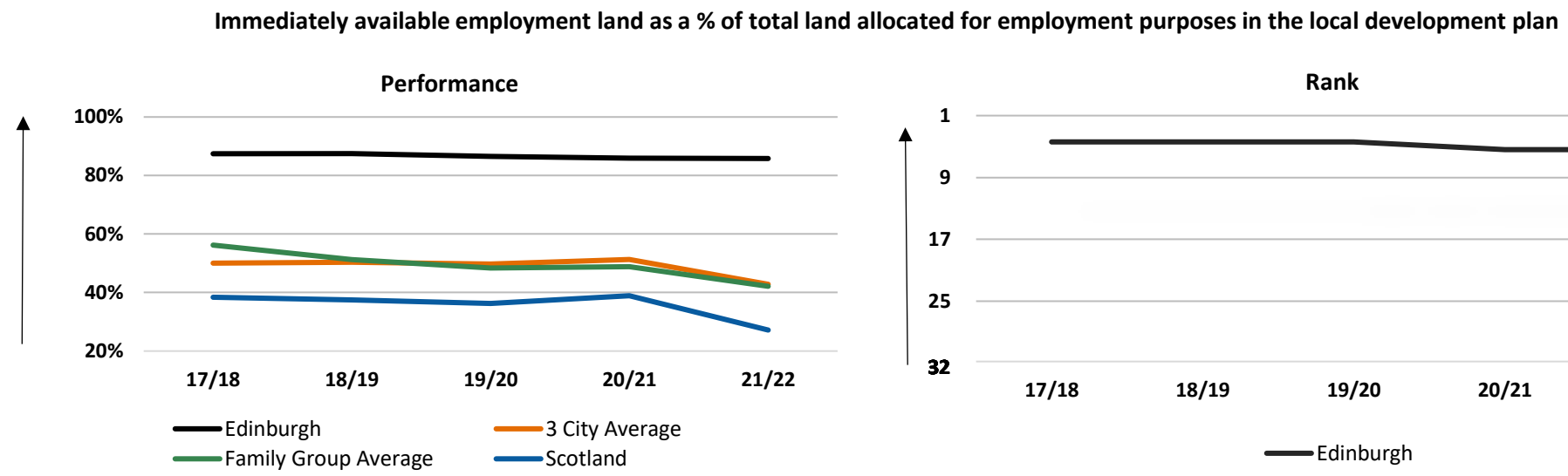
**ECON10** Immediately available employment land as a % of total land allocated for employment purposes in the local development plan

Performance	17/18	18/19	19/20	20/21	21/22
Edinburgh	87%	87%	86%	86%	86%
3 City Average	50%	50%	50%	51%	43%
Family Group Average	56%	51%	48%	49%	42%
Scotland	38%	38%	36%	39%	27%

Rank	17/18	18/19	19/20	20/21	21/22
Edinburgh	4	4	4	5	5
3 City Min/Max	6	6	6	6	7
3 city max	21	24	23	23	22

Family Group = Other Services

Ranking Order (1 is Highest/ Lowest) = Highest



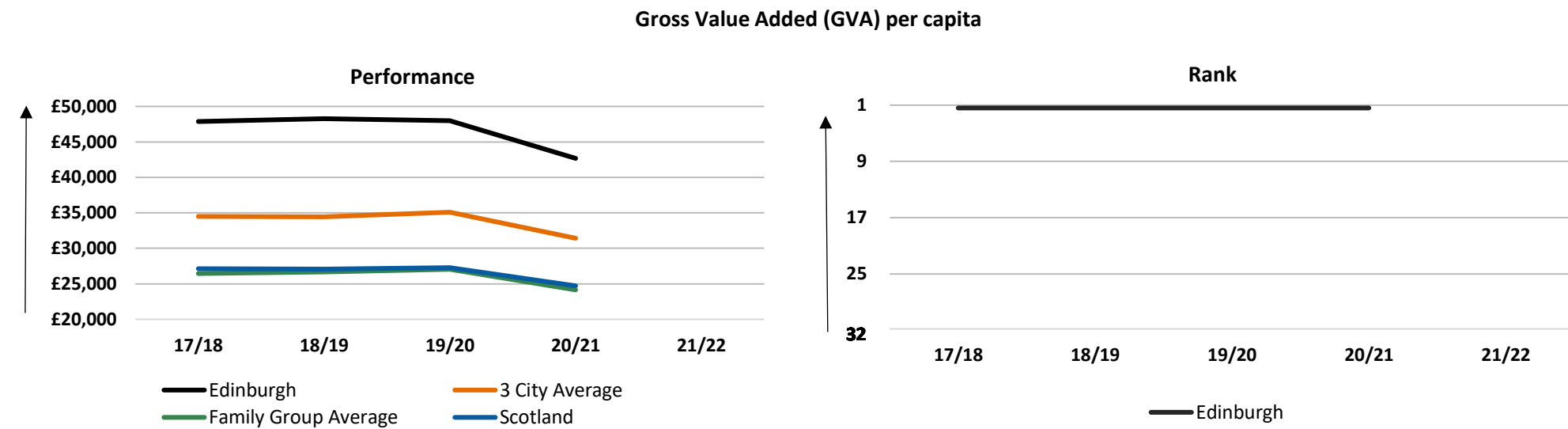
**ECON11** Gross Value Added (GVA) per capita

Performance	17/18	18/19	19/20	20/21	21/22
Edinburgh	£47,865	£48,274	£48,004	£42,680	
3 City Average	£34,520	£34,448	£35,096	£31,425	
Family Group Average	£26,470	£26,668	£27,054	£24,157	
Scotland	£27,115	£27,078	£27,284	£24,721	

Rank	17/18	18/19	19/20	20/21	21/22
Edinburgh	1	1	1	1	
3 City Min/Max	2	2	2	2	
3 city max	14	14	14	15	

Family Group = Other Services

Ranking Order (1 is Highest/ Lowest) = Highest



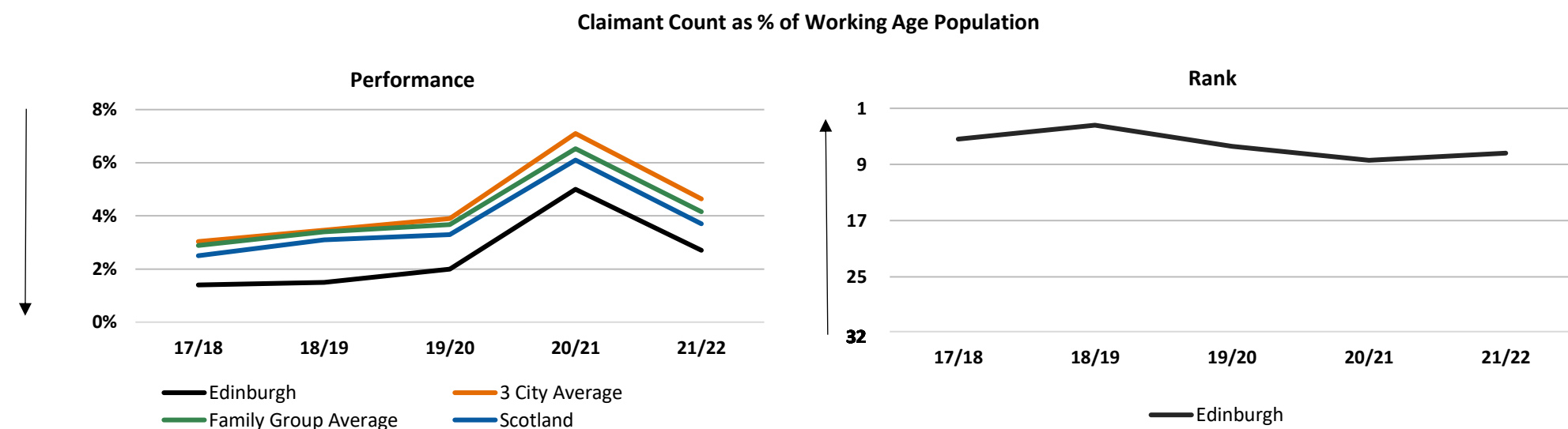
**ECON12a** Claimant Count as % of Working Age Population

Performance	17/18	18/19	19/20	20/21	21/22
Edinburgh	1%	2%	2%	5%	3%
3 City Average	3%	3%	4%	7%	5%
Family Group Average	3%	3%	4%	7%	4%
Scotland	3%	3%	3%	6%	4%

Rank	17/18	18/19	19/20	20/21	21/22
Edinburgh	5	3	6	8	7
3 City Min/Max	14	8	12	20	22
3 city max	27	29	27	31	32

Family Group = Other Services

Ranking Order (1 is Highest/ Lowest) = Lowest



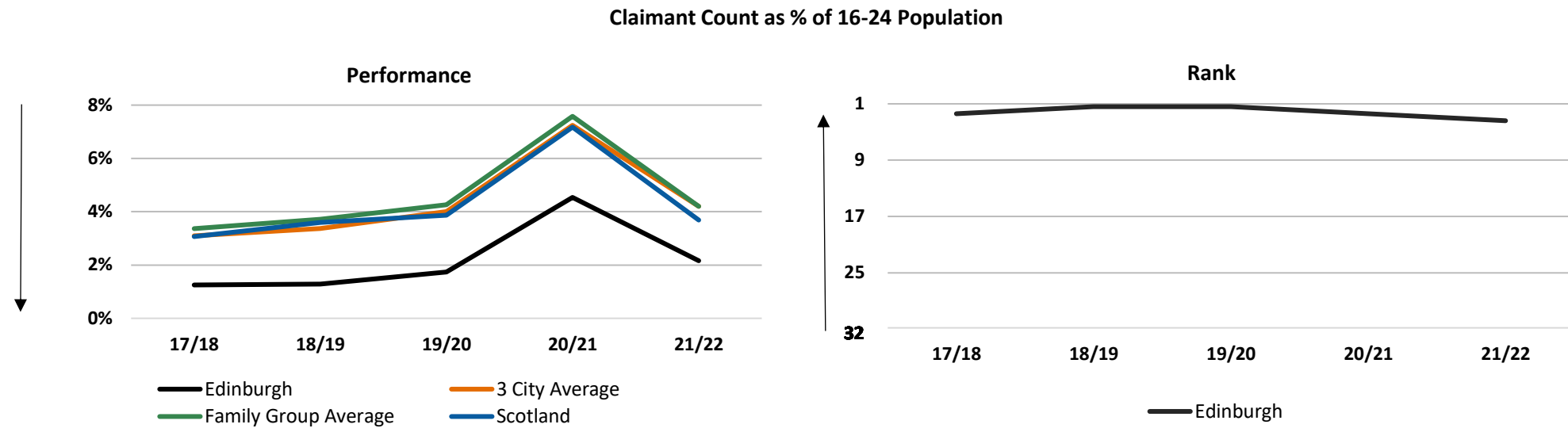


ECON12b Claimant Count as % of 16-24 Population					
Performance	17/18	18/19	19/20	20/21	21/22
Edinburgh	1%	1%	2%	5%	2%
3 City Average	3%	3%	4%	7%	4%
Family Group Avera	3%	4%	4%	8%	4%
Scotland	3%	4%	4%	7%	4%

Rank	17/18	18/19	19/20	20/21	21/22
Edinburgh	2	1	1	2	3
3 City Min/Max	9	4	10	11	20
3 city max	26	25	26	23	27

Family Group = Other Services

Ranking Order (1 is Highest/ Lowest) = Lowest





EAHP

Edinburgh Affordable  
Housing Partnership

# Our Commitments for Edinburgh

We are a partnership of affordable housing providers in Edinburgh comprising housing associations, housing co-ops, other charitable housing providers and the City of Edinburgh Council.

We build and manage homes, and provide services and support for our tenants and other customers. We are significant employers and make a difference in our communities.

### We want to be a partnership that...

1

Creates and manages **good places** to live, and provides targeted **care and support** where needed.

2

Contributes to **ending poverty and homelessness** with an increase in affordable homes, and financial inclusion and welfare advice.

3

We will work together to deliver the **net zero targets** for our homes.

## How we will do this

We are separate and unique in the role we play in addressing these issues and we each have our own business plans, priorities and strategies. We will work in partnership to achieve these commitments.

## City of Edinburgh Council

We will...

**1**

- Create good places to live and work, supported by the 20-minute Neighbourhoods Strategy.
- Use our housebuilding programme as a catalyst for wider regeneration.
- Focus on accessible housing — understanding need and demand — and take forward work with the EH&SCP to enable more people to live in a home that meets their needs.

**2**

- Lead on the Strategic Housing Investment Plan and increase supply of affordable housing with an ambition to reach 25,000 new affordable homes.
- Work with partners to deliver a regional pipeline of net zero carbon homes using modern methods of construction.
- Continue to deliver statutory service provision and the Council's Rapid Rehousing Transition Plan (RRTP).
- Keep rents as affordable as possible while continuing to invest in services to support tenants, to maximise incomes and sustain tenancies.

**3**

- Continue to invest in ensuring that all Council owned homes are brought up climate-ready and modern standards so all our tenants have a warm, safe and secure home.
- Share best practice and explore opportunities for collaborative approach to support delivery of whole house retrofit.
- Improve the condition and energy efficiency of housing in Edinburgh neighbourhoods through the work of our Mixed Tenure Improvement Service.

## Housing providers

### We will...

#### 1

- Continue to invest in our homes and communities and manage our neighbourhoods in partnership with key partners.
- Work in partnership to deliver 20-minute neighbourhoods
- Participate strategically in the Edinburgh Partnership and in participate in Local Improvement Priority 1 — Good Places To Live.
- Provide a range of housing solutions that provide targeted care and support to our most vulnerable tenants — where it's part of our service.

#### 2

- Participate in the Strategic Housing Investment Plan and collectively deliver to achieve the Edinburgh target of 25,000 new affordable homes — including social and mid-market rent — bringing development and financial expertise and innovation.
- Continue to be key partners in EdIndex to ensure ease of application for homes to rent and the allocation of properties to those in greatest need.
- Contribute to CEC homelessness and Housing First targets.
- Ensure rents are affordable whilst balancing the level of services provided, the cost of the services, and how far current and prospective tenants and service users can afford them.
- Continue to prioritise investment into tenancy sustainment services — advice, welfare rights, fuel, debt — for our tenants.
- Be a strategic partner in the Edinburgh Partnership and in participate in Local Improvement Priority 3 — Enough Money To Live On.
- Provide fair pay for our employees and employment, apprentice and training opportunities in our communities.

#### 3

- Invest in our homes on the pathway to achieving net zero.
- Invest in our homes to meet the new EESSH2 standards when published.
- Explore partnership and collaborative work to meet net zero targets including pursuit of joint funding bids, procurement, trials sharing of good practice and archetypes solutions.

# Our Commitments Signatories

Ark Housing Association  
Blackwood Housing Association  
Cairn Housing Association  
City of Edinburgh Council  
Hanover Housing Association  
Harbour Housing Association  
Hillcrest Housing Association  
Home Group  
Lar Housing Trust  
Link Housing Association

Manor Estates Housing Association  
Melville Housing Association  
Muirhouse Housing Association  
Places for People Scotland  
Prospect Community Housing Association  
Trust Housing Association  
Viewpoint Housing Association  
West Granton Housing Co-op  
Wheatley Group East